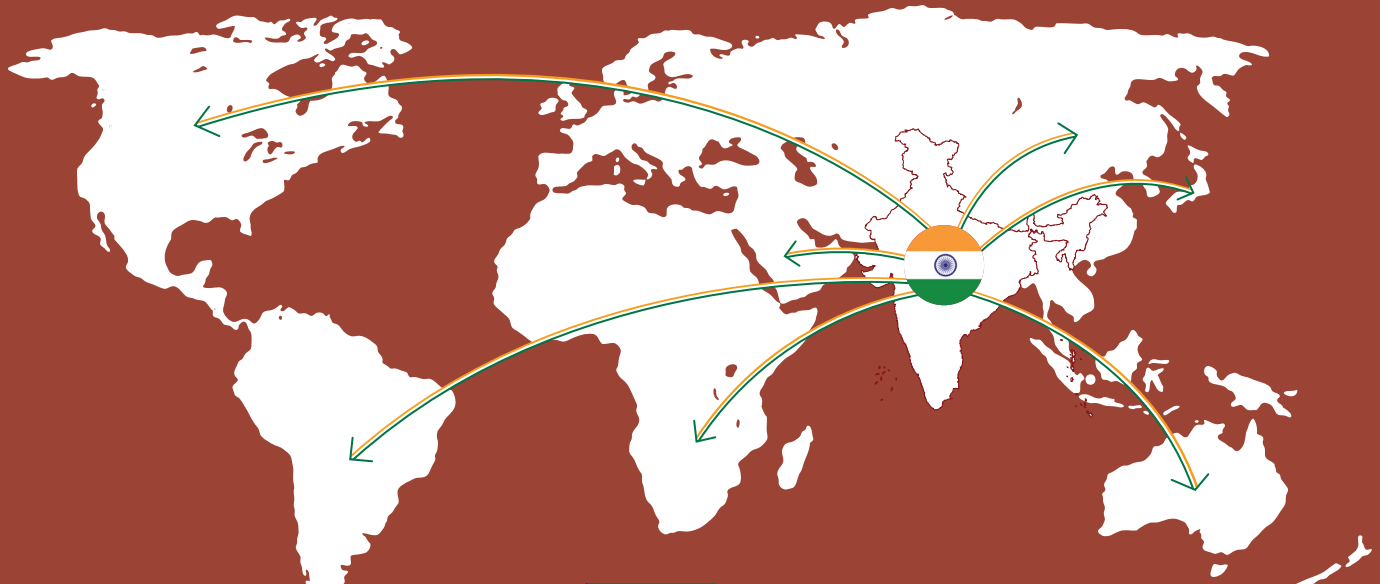


# A guide for **How do I Vote** **Overseas Indian Electors**



**Systematic Voters' Education & Electoral Participation (SVEEP)**  
**Election Commission of India**

# Who can be an Overseas Elector?



Overseas Elector

is a citizen of India, absent from the country owing to employment, education etc.




has not acquired citizenship of any other country and is otherwise eligible to be registered as a voter in the **address** mentioned in the **passport**.



has attained the age of 18 years on the qualifying date i.e. 1st of January of the year of revision of electoral roll.



is not disqualified to be enrolled as an elector.



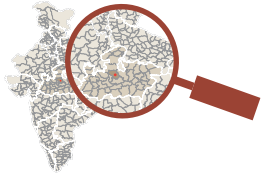
## Disqualified to be enrolled as an elector if

- ✗ of unsound mind and declared so by a competent court
- ✗ temporarily disqualified from voting under any law relating to corrupt practices and other election offence



# Getting Started: Registration in the Electoral Roll


## Fill Enrolment Form




Find out the name of your Constituency and Part in the district/state of residence at [www.eci.gov.in](http://www.eci.gov.in)



Fill **Form 6A** online at [www.nvsp.in](http://www.nvsp.in) and upload the requisite proofs.




Alternatively download **Form 6A** from ECI website [www.eci.gov.in](http://www.eci.gov.in). Fill **Form 6A** in 2 copies and send to Electoral Registration officer ERO. The list of EROs of various constituencies are available on [www.eci.gov.in](http://www.eci.gov.in)



Forms are also available free of cost in Indian Missions.

## Documents Required



One recent passport size coloured photograph affixed in **Form 6A**.



Self-attested photocopies of the relevant pages of the passport containing photograph, address in India and all other details



The page of passport containing the valid visa endorsement



The photocopy of each of the documents referred to above, should be duly self-attested.

## Form can be Submitted Online, in Person or by Post

You can fill the form in person with the Electoral Registration Officer / Assistant ERO of the constituency. If application is submitted in person before the ERO, the original passport should be produced for verification.




Instructions regarding enrolment have been posted on the ECI website [www.eci.gov.in](http://www.eci.gov.in)



## What Happens after the Form Submission: the Verification Process




Both Level Officer will visit the home address mentioned in your passport and enquire to verify the copies of documents.



In cases where no relative is available or willing to give declaration for verification of documents, the documents will be sent for verification to the concerned Indian Mission.




Decision of the Electoral registration Officer (ERO) will be communicated to you by post and SMS on the address and mobile number given in **Form 6A**. Electoral rolls are also available on the website of the Chief Electoral Officer.



ELECTORAL ROLL OF INDIA (PART 1)	
1. Name and Residential Status of Candidate	2. VOTABLE SEX
3. Name and Residential Status of Elector	4. VOTABLE SEX
5. ADDRESS OF ELECTOR	6. ADDRESS OF ELECTOR
7. ADDRESS OF ELECTOR	8. ADDRESS OF ELECTOR
9. ADDRESS OF ELECTOR	10. ADDRESS OF ELECTOR
11. ADDRESS OF ELECTOR	12. ADDRESS OF ELECTOR
13. ADDRESS OF ELECTOR	14. ADDRESS OF ELECTOR
15. ADDRESS OF ELECTOR	16. ADDRESS OF ELECTOR
17. ADDRESS OF ELECTOR	18. ADDRESS OF ELECTOR
19. ADDRESS OF ELECTOR	20. ADDRESS OF ELECTOR
21. ADDRESS OF ELECTOR	22. ADDRESS OF ELECTOR
23. ADDRESS OF ELECTOR	24. ADDRESS OF ELECTOR
25. ADDRESS OF ELECTOR	26. ADDRESS OF ELECTOR
27. ADDRESS OF ELECTOR	28. ADDRESS OF ELECTOR
29. ADDRESS OF ELECTOR	30. ADDRESS OF ELECTOR
31. ADDRESS OF ELECTOR	32. ADDRESS OF ELECTOR
33. ADDRESS OF ELECTOR	34. ADDRESS OF ELECTOR
35. ADDRESS OF ELECTOR	36. ADDRESS OF ELECTOR
37. ADDRESS OF ELECTOR	38. ADDRESS OF ELECTOR
39. ADDRESS OF ELECTOR	40. ADDRESS OF ELECTOR
41. ADDRESS OF ELECTOR	42. ADDRESS OF ELECTOR
43. ADDRESS OF ELECTOR	44. ADDRESS OF ELECTOR
45. ADDRESS OF ELECTOR	46. ADDRESS OF ELECTOR
47. ADDRESS OF ELECTOR	48. ADDRESS OF ELECTOR
49. ADDRESS OF ELECTOR	50. ADDRESS OF ELECTOR
51. ADDRESS OF ELECTOR	52. ADDRESS OF ELECTOR
53. ADDRESS OF ELECTOR	54. ADDRESS OF ELECTOR
55. ADDRESS OF ELECTOR	56. ADDRESS OF ELECTOR
57. ADDRESS OF ELECTOR	58. ADDRESS OF ELECTOR
59. ADDRESS OF ELECTOR	60. ADDRESS OF ELECTOR
61. ADDRESS OF ELECTOR	62. ADDRESS OF ELECTOR
63. ADDRESS OF ELECTOR	64. ADDRESS OF ELECTOR
65. ADDRESS OF ELECTOR	66. ADDRESS OF ELECTOR
67. ADDRESS OF ELECTOR	68. ADDRESS OF ELECTOR
69. ADDRESS OF ELECTOR	70. ADDRESS OF ELECTOR
71. ADDRESS OF ELECTOR	72. ADDRESS OF ELECTOR
73. ADDRESS OF ELECTOR	74. ADDRESS OF ELECTOR
75. ADDRESS OF ELECTOR	76. ADDRESS OF ELECTOR
77. ADDRESS OF ELECTOR	78. ADDRESS OF ELECTOR
79. ADDRESS OF ELECTOR	80. ADDRESS OF ELECTOR
81. ADDRESS OF ELECTOR	82. ADDRESS OF ELECTOR
83. ADDRESS OF ELECTOR	84. ADDRESS OF ELECTOR
85. ADDRESS OF ELECTOR	86. ADDRESS OF ELECTOR
87. ADDRESS OF ELECTOR	88. ADDRESS OF ELECTOR
89. ADDRESS OF ELECTOR	90. ADDRESS OF ELECTOR
91. ADDRESS OF ELECTOR	92. ADDRESS OF ELECTOR
93. ADDRESS OF ELECTOR	94. ADDRESS OF ELECTOR
95. ADDRESS OF ELECTOR	96. ADDRESS OF ELECTOR
97. ADDRESS OF ELECTOR	98. ADDRESS OF ELECTOR
99. ADDRESS OF ELECTOR	100. ADDRESS OF ELECTOR

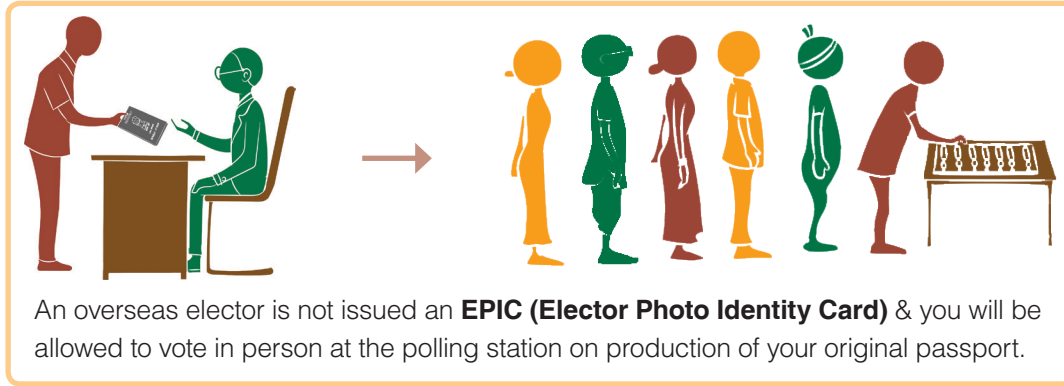
Names of overseas electors are included in a separate section for “Overseas Electors” which is the last section of the roll of each polling station area.



ELECTORAL ROLL OF INDIA (PART 1)	
1. Name and Residential Status of Candidate	2. VOTABLE SEX
3. Name and Residential Status of Elector	4. VOTABLE SEX
5. ADDRESS OF ELECTOR	6. ADDRESS OF ELECTOR
7. ADDRESS OF ELECTOR	8. ADDRESS OF ELECTOR
9. ADDRESS OF ELECTOR	10. ADDRESS OF ELECTOR
11. ADDRESS OF ELECTOR	12. ADDRESS OF ELECTOR
13. ADDRESS OF ELECTOR	14. ADDRESS OF ELECTOR
15. ADDRESS OF ELECTOR	16. ADDRESS OF ELECTOR
17. ADDRESS OF ELECTOR	18. ADDRESS OF ELECTOR
19. ADDRESS OF ELECTOR	20. ADDRESS OF ELECTOR
21. ADDRESS OF ELECTOR	22. ADDRESS OF ELECTOR
23. ADDRESS OF ELECTOR	24. ADDRESS OF ELECTOR
25. ADDRESS OF ELECTOR	26. ADDRESS OF ELECTOR
27. ADDRESS OF ELECTOR	28. ADDRESS OF ELECTOR
29. ADDRESS OF ELECTOR	30. ADDRESS OF ELECTOR
31. ADDRESS OF ELECTOR	32. ADDRESS OF ELECTOR
33. ADDRESS OF ELECTOR	34. ADDRESS OF ELECTOR
35. ADDRESS OF ELECTOR	36. ADDRESS OF ELECTOR
37. ADDRESS OF ELECTOR	38. ADDRESS OF ELECTOR
39. ADDRESS OF ELECTOR	40. ADDRESS OF ELECTOR
41. ADDRESS OF ELECTOR	42. ADDRESS OF ELECTOR
43. ADDRESS OF ELECTOR	44. ADDRESS OF ELECTOR
45. ADDRESS OF ELECTOR	46. ADDRESS OF ELECTOR
47. ADDRESS OF ELECTOR	48. ADDRESS OF ELECTOR
49. ADDRESS OF ELECTOR	50. ADDRESS OF ELECTOR
51. ADDRESS OF ELECTOR	52. ADDRESS OF ELECTOR
53. ADDRESS OF ELECTOR	54. ADDRESS OF ELECTOR
55. ADDRESS OF ELECTOR	56. ADDRESS OF ELECTOR
57. ADDRESS OF ELECTOR	58. ADDRESS OF ELECTOR
59. ADDRESS OF ELECTOR	60. ADDRESS OF ELECTOR
61. ADDRESS OF ELECTOR	62. ADDRESS OF ELECTOR
63. ADDRESS OF ELECTOR	64. ADDRESS OF ELECTOR
65. ADDRESS OF ELECTOR	66. ADDRESS OF ELECTOR
67. ADDRESS OF ELECTOR	68. ADDRESS OF ELECTOR
69. ADDRESS OF ELECTOR	70. ADDRESS OF ELECTOR
71. ADDRESS OF ELECTOR	72. ADDRESS OF ELECTOR
73. ADDRESS OF ELECTOR	74. ADDRESS OF ELECTOR
75. ADDRESS OF ELECTOR	76. ADDRESS OF ELECTOR
77. ADDRESS OF ELECTOR	78. ADDRESS OF ELECTOR
79. ADDRESS OF ELECTOR	80. ADDRESS OF ELECTOR
81. ADDRESS OF ELECTOR	82. ADDRESS OF ELECTOR
83. ADDRESS OF ELECTOR	84. ADDRESS OF ELECTOR
85. ADDRESS OF ELECTOR	86. ADDRESS OF ELECTOR
87. ADDRESS OF ELECTOR	88. ADDRESS OF ELECTOR
89. ADDRESS OF ELECTOR	90. ADDRESS OF ELECTOR
91. ADDRESS OF ELECTOR	92. ADDRESS OF ELECTOR
93. ADDRESS OF ELECTOR	94. ADDRESS OF ELECTOR
95. ADDRESS OF ELECTOR	96. ADDRESS OF ELECTOR
97. ADDRESS OF ELECTOR	98. ADDRESS OF ELECTOR
99. ADDRESS OF ELECTOR	100. ADDRESS OF ELECTOR

You can use **Form 8** for making any correction in electoral roll.

# How to Cast your Valuable Vote



However, provision for alternative options for voting for Overseas Indian electors is under consideration.

## HOW TO VOTE?

Mobile phones, camera or any other gadget is not allowed inside a polling booth.

First polling official will check your name on voter list and check your passport.


Second polling official will ink your finger, give you a chit and take your signature on a register.

You will have to deposit the chit at the third polling official and show your inked finger and then proceed to the polling booth.

Record your vote by pressing the button beside the symbol of the candidate of your choice on the Electronic Voting Machine; you will hear a beep sound.

You can press **NOTA**, None of the Above, if you don't like any candidate, it's the last button on the EVM.


# Keeping in Mind: Points to Remember



No person can be enrolled in more than one electoral roll i.e. when you enrol as a overseas voter you have to submit a declaration – that you are not already enrolled as a general voter.



If you are registered as a general voter, you should surrender your EPIC when you submit **Form 6A** for registration as Overseas voter.



When you return to India you can register as general voter at your place of ordinary residence and get your enrolment as overseas elector deleted.



**So get enrolled today to vote in the next election!**

দুটতৰ গণতন্ত্ৰৰ বাবে বৃহত্তৰ অংশগ্ৰহণ

ശക്തമായ ജനാധിപത്യത്തിന്  
വർദ്ധിച്ച ജനപങ്കാളിത്തം

मजबूत लोकशाही - सौनी भागीदारी

मजगुत लोकतंत्र मे सभक सहभागिता

ਮਜਬੂਤ ਲੋਕਤੰਤਰ - ਸਭ ਦੀ ਭਾਗੀਦਾਰੀ  
දුර්වਲ ਸ਼ਕਤੀ  
ਜਨਤੰತ್ರ  
ਜਨਤੰತ್ರ

# Greater Participation for a Stronger Democracy

## मजबूत लोकतंत्र, सबकी भागीदारी

வலுவான ஜனநாயகத்திற்கு பெருமளவில் பங்கேற்றல்

শক্তিশালী গণতন্ত্রের জন্য অধিকতর অংশগ্রহণ

मजबूत लोकशाहीअ लाइ आला हिस्सेदारी

# ಸುಭದ್ರ ಪ್ರಜಾಪ್ರಭುತ್ವಕ್ಕಾಗಿ ಸರ್ವರ ಪಾಲ್ಗೊಳ್ಳುವಿಕೆ.

Mipui Saurkar chak chak zawk siam turin mipuite i tel theuh ang u

مضبوط جمهوریت سب کی شرکت

गोखों सुबुं खुंथायनि थाखाय गोवां बाहागो लानाय

## ସୁଦୃଢ଼ ଗଣତନ୍ତ୍ର ପାଇଁ ଅଧିକ ଯୋଗଦାନ

बळीश्ट लोकशाये खातीर चडांत चड वांटेकार जायात

मजबूत प्रजातन्त्रका लागी ब्यापक सहभागिता

केटेच राज आरी लगित सेन-रा भाग हटाउ

زیادہ شمولیت مضبوط جمهوریت

मजबूत लोकशाही - सौनी भागीदारी

হেন্না মপাঙ্গল কনবা গনতন্ত্র উইনবা মীয়ামনা অহেছা শানুক যাবা

Founded in 1950, the **Election Commission of India** conducts the entire process of elections to the office of the President, Vice President, Parliament and the State Assemblies. In the performance of its functions ECI not only prepares, maintains and periodically updates the Electoral Rolls, supervises the nominations of candidates, registers political parties, monitors the election campaigns and funding of candidates, but also ensures active and aware electoral participation of the second largest population in the world through its SVEEP programme.

**The Constitution of India** grants its every eligible citizen, regardless of gender, religion, caste, education, socio economic status or location - a right to vote and every vote has the same value. Hence, it becomes imperative for all citizens to actively partake in the electoral process, ensuring many other rights by utilizing the right to vote.

**Systematic Voters' Education and Electoral Participation (SVEEP)** is a programme to educate citizens and voters about the electoral process and to enhance people's participation in the processes. SVEEP is based on a three-pronged strategy of

**INFORMATION**- To meet any gaps in information about the What, Where, When and How of registration and voting process

**MOTIVATION**- To plug the gaps in motivation among people, catering to the Why posed by the people

**FACILITATION**- To facilitate the citizens by making their electoral participation, easier, convenient and friendly.

**Register online as an Overseas Indian Elector at [www.nvsp.in](http://www.nvsp.in)**

 [facebook.com/ECI](https://facebook.com/ECI)

 [youtube.com/ECI](https://youtube.com/ECI)

[www.eci.gov.in](http://www.eci.gov.in)



**Systematic Voters' Education and Electoral Participation (SVEEP)**

Election Commission of India  
Nirvachan Sadan, Ashoka Road  
New Delhi- 110001

[www.ecisveep.nic.in](http://www.ecisveep.nic.in)